

## SEPTEMBER – DIRECT SERVICE

### PEOPLE SERVED

**61,000**

UNDUPLICATED

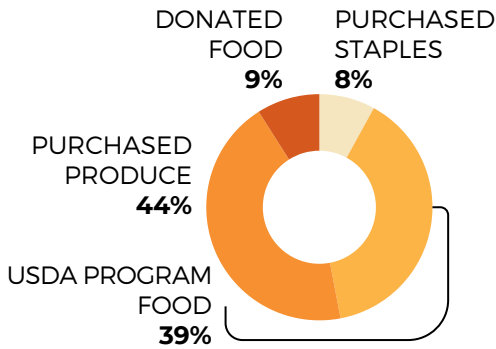
**840**

NEW FAMILIES

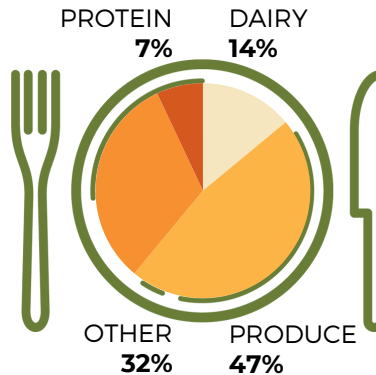


PREVIOUS MONTH	AVG/MONTH THIS YEAR (2024)	AVG/MONTH LAST YEAR (2023)
60,000   2%	61,000   0%	56,700   8%
910   -8%	960   -13%	1,350   -38%

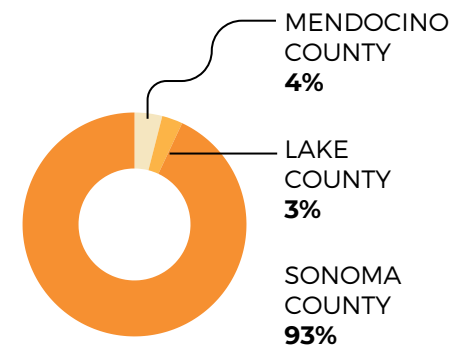
### FOOD SOURCES



### 1.37M MEAL EQUIVALENT



### 319 DISTRIBUTIONS



## ANNUAL – DIRECT SERVICE

### PEOPLE SERVED

**142,000**

UNDUPLICATED PEOPLE SERVED

SONOMA COUNTY 112,180


LAKE COUNTY 19,880

MENDOCINO COUNTY 9,940



## ANNUAL – ALL ACTIVITY (2023)

### ACTIVITY BY COUNTY



**\$61.3M**

VALUE OF FOOD DISTRIBUTED

**24.1M**

MEAL EQUIVALENT

### PARTNER DATA



**150**

ACTIVE PARTNERS



**\$15.9M**

VALUE OF FOOD PROVIDED



**6.1M**

MEAL EQUIVALENT