
Youth Truth 2020

Data Overview

SVUSD Board of Trustees

3/23/21

Educational Services

YouthTruth Student Survey Overview

- **When did it happen?** Administered in SVUSD in March 2019 & December 2020. Next administration is December 2021.
- **Who participated?** 2,222 students in grades 3 - 12 (80%) / 985 families (28%) / 357 Staff members (71%)
- **What topics were covered?** Engagement / Relationships / Academic Challenge / Emotional & Mental Health / Culture / Belonging & Peer Collaboration / College & Career Readiness / Communication & Feedback / School Safety / Diversity, Equity, & Inclusion / Health & Well-Being / Drug & Alcohol Use / Professional Development & Support / Distance Learning / Impact of Covid-19 / Impact of Fires

Sonoma County Superstars!

Highest levels of student participation in the County:

- **Elementary Schools:** Prestwood & Sassarini
- **Middle Schools:** Altimira
(Also, the highest level of participation of ANY SCHOOL in Sonoma County!!!)
- **High Schools:** Creekside

Sonoma County Districts using YouthTruth

- Cloverdale Unified School District
- Cotati-Rohnert Park USD
- Forestville Union School District
- Geyserville Unified School District
- Harmony Union School District
- Healdsburg Unified School District
- Oak Grove Union School District
- Old Adobe Union School District
- Petaluma City Schools
- Piner Olivet Union School District
- Rincon Valley Union School District
- Santa Rosa City Schools
- Sebastopol Union School District
- Sonoma County Office of Education
- Twin Hills Union School District
- West Sonoma County High School District
- Windsor Unified School District
- Sonoma Valley Unified

Student Ratings

Engagement

This summary measure describes the degree to which students perceive themselves as engaged with their school and their education.

Grade Span	Average Rating	National Percentile Ranking
Elementary School	2.80 out of 3	26th
Middle School	3.45 out of 5	44th
High School	3.28 out of 5	5th

Academic Challenge

This summary measure describes the degree to which students feel they are challenged by their coursework and teachers.

Grade Span	Average Rating	National Percentile Ranking
Elementary School	2.55 out of 3	59th
Middle School	3.68 out of 5	36th
High School	3.65 out of 5	21st

Student Ratings

Relationships

This summary measure describes the degree to which students feel they receive support and personal attention from their teachers.

Grade Span	Average Rating	National Percentile Ranking
Elementary School	2.76 out of 3	72nd
Middle School	3.68 out of 5	72nd
High School	3.27 out of 5	23rd

Emotional & Mental Health

Students were asked to describe the degree to which they have external supports and intrinsic resources they can use to cope with problems.

Focus Question: "Overall, how do you feel about your life?"

Grade Span	Average Rating	National Percentile Ranking
Elementary School	2.52 out of 3	48th
Middle School	3.83 out of 5	66th
High School	3.29 out of 5	9th

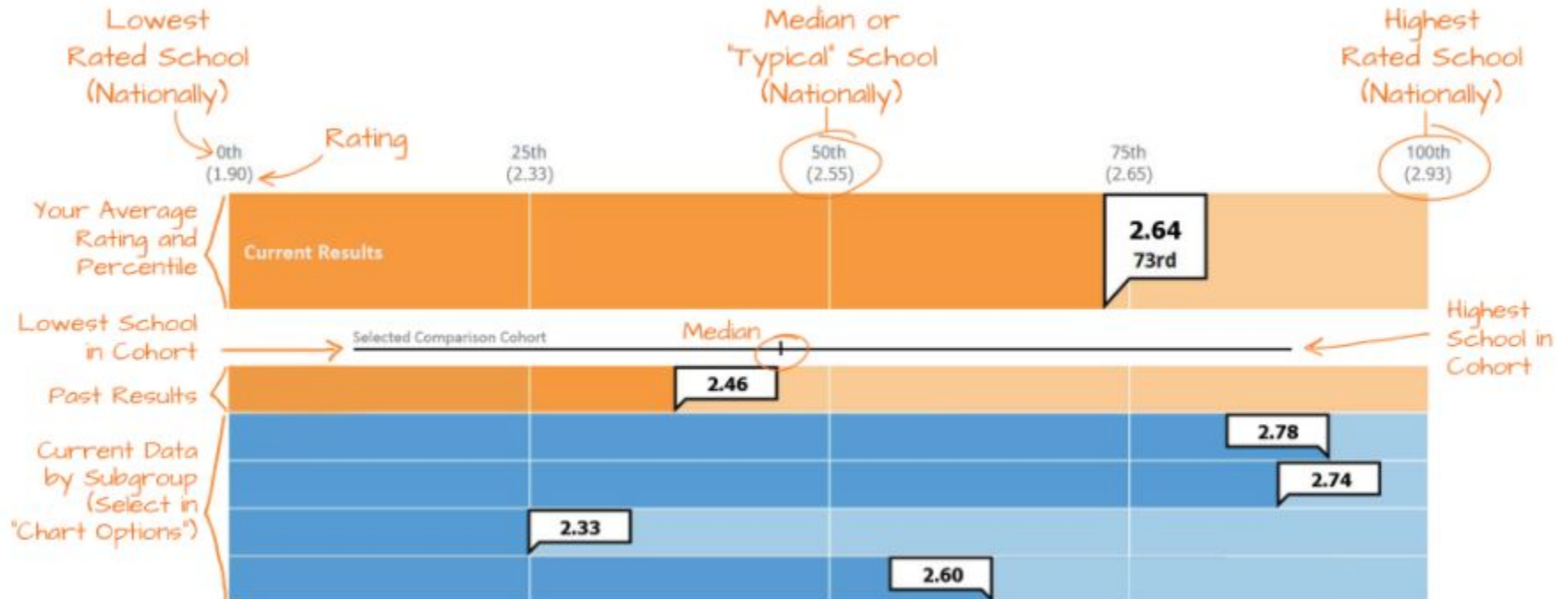
Next Steps

- Working groups (e.g. Instructional Leadership Teams, School Site Councils, & District Advisory Committee) review all YouthTruth data, including responses from families and staff;
- Working groups should use the data to inform site and district continuous improvement efforts & resourcing;
- Use YouthTruth data to refine existing & new partnerships with community-based organizations to bridge gaps in resources and services.

Appendices

- These slides include:
 - An overview of the questions students were asked for each of the domains highlighted in this report.
 - An introduction on how to use the charts to better understand the data
 - Charts that show student responses to key questions in each highlighted domain, disaggregated by student race / ethnicity.

Understanding the Data: Sample Chart



Questions about Engagement

- **Elementary School**

- ☐ Do you think your teacher wants you to work your hardest?
- ☐ Does your teacher ask you to keep trying when the work gets hard?
- ☐ Does your teacher want you to do your best?

- **Middle School**

- ☐ I enjoy school most of the time.
- ☐ I take pride in my school work.
- ☐ What I learn in class helps me outside of school.

- **High School**

- ☐ I take pride in my school work.
- ☐ I try to do my best in school.
- ☐ I enjoy school most of the time.
- ☐ My teachers' expectations make me want to do my best.
- ☐ What I learn in class helps me outside of school.


Engagement: Elementary School Students

Do you think your teacher wants you to work your hardest?


1 = No not very much 2 = Somewhat 3 = Yes very much



0th (2.60) 25th (2.86) 50th (2.90) 75th (2.92) 100th (3.00)



Rural schools



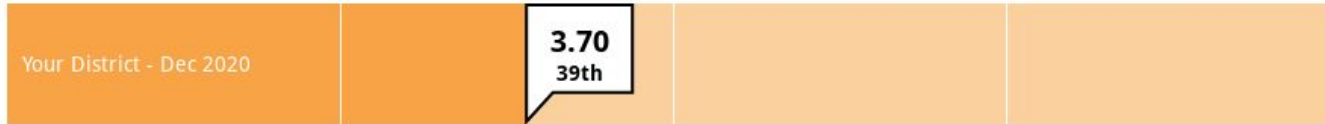
Engagement: Middle School Students

I take pride in my school work.

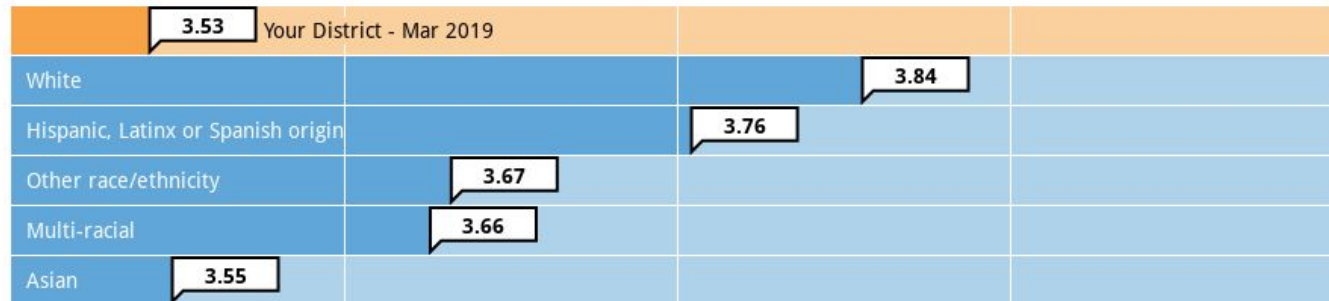
1 = Strongly disagree 3 = Neither agree nor disagree 5 = Strongly agree



0th (3.14) 25th (3.62) 50th (3.75) 75th (3.93) 100th (4.48)



Rural schools




Engagement: High School Students

My teachers' expectations make me want to do my best.

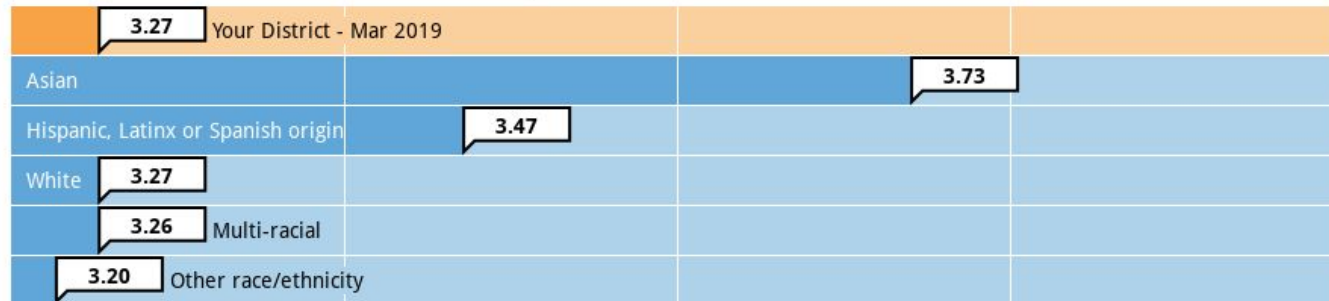
1 = Strongly disagree 3 = Neither agree nor disagree 5 = Strongly agree



0th (2.63) 25th (3.42) 50th (3.57) 75th (3.81) 100th (4.66)



Rural schools



Questions about Academic Challenge

- **Elementary School**

- ☐ Does the work you do for class make you really think?
- ☐ Do you learn a lot in your class?
- ☐ Do you learn interesting things in class?
- ☐ Does what you learn in class help you outside of school?

- **Middle School**

- ☐ In order to get a good grade, I have to work hard in my classes.
- ☐ The work that I do for my classes makes me really think.
- ☐ My teachers explain things in a way that I understand.
- ☐ My teachers give me assignments that really help me learn.

- **High School**

- ☐ In order to receive a good grade, I have to work hard in my classes.
- ☐ The work that I do for my classes makes me really think.
- ☐ I can tell that my teachers understand the subjects that they are teaching.
- ☐ My teachers give me assignments that help me to better understand the subject.

Academic Challenge: Elementary School Students

Does the work you do for class make you really think?


1 = No hardly ever 2 = Sometimes 3 = Yes very often



0th (2.20) 25th (2.44) 50th (2.50) 75th (2.56) 100th (2.82)



Rural schools



Academic Challenge: Middle School Students

The work that I do for my classes makes me really think.

1 = Strongly disagree 3 = Neither agree nor disagree 5 = Strongly agree



0th (3.03) 25th (3.53) 50th (3.67) 75th (3.79) 100th (4.58)



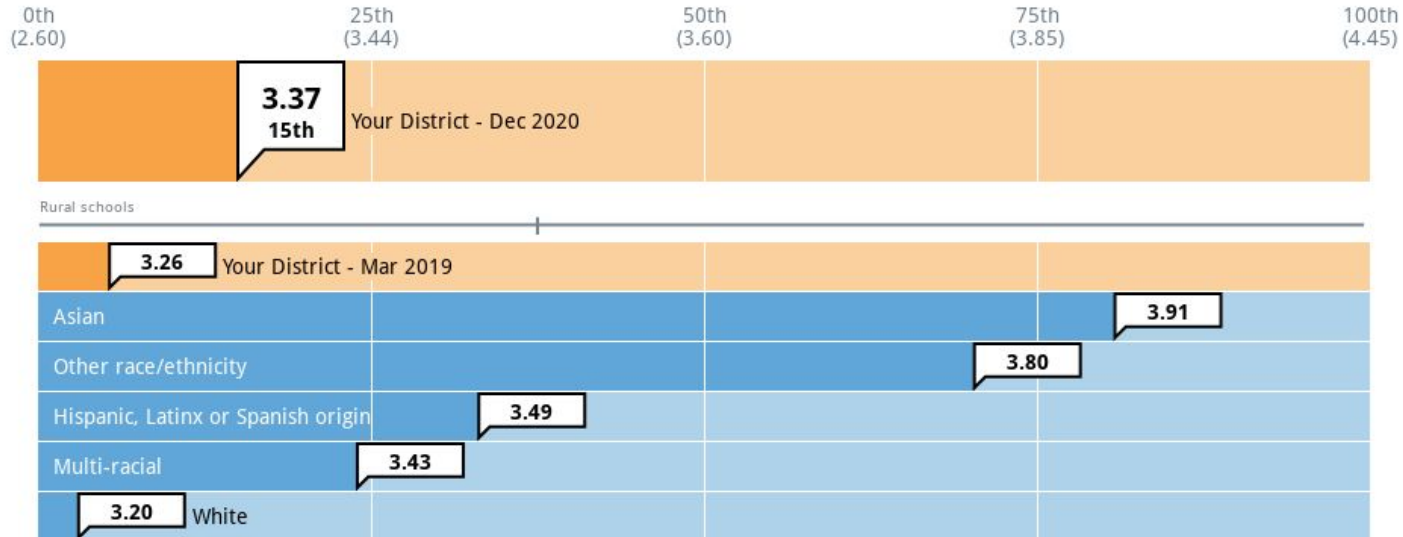
Rural schools:



Academic Challenge: High School Students

The work that I do for my classes makes me really think.

1 = Strongly disagree 3 = Neither agree nor disagree 5 = Strongly agree



Questions about Relationships

- **Elementary School**

- Do you like the way your teacher treats you when you need help?
- Does your teacher treat you with respect?
- Is your teacher fair to you?
- Do you think your teacher cares about you?
- Does your teacher give you extra help if you need it?

- **Middle School & High School**

- How many of your teachers are willing to give extra help on school work if you need it?
- How many of your teachers try to be fair?
- How many of your teachers believe that you can get a good grade if you try?
- How many of your teachers are not just satisfied if you pass, they care if you're really learning?
- How many of your teachers connect what you're learning in class with your life outside of school?
- How many of your teachers try to understand what your life is like outside of school?

Relationships: Elementary School Students

Is your teacher fair to you?

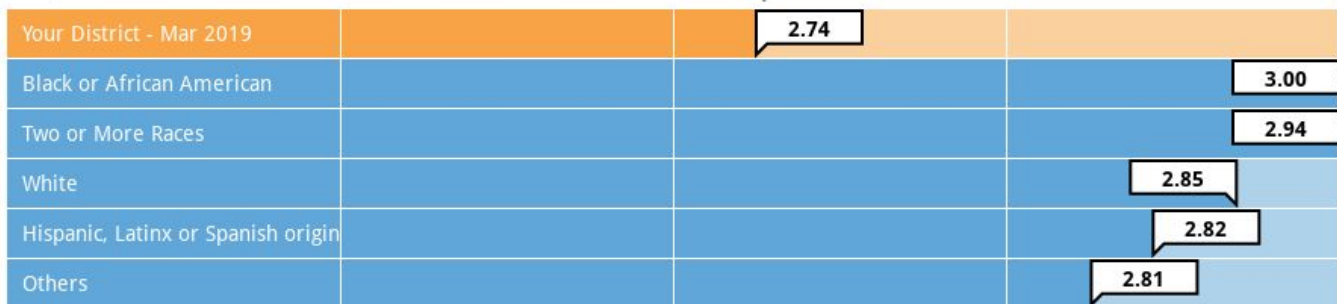
1 = No hardly ever 2 = Sometimes 3 = Yes very often



0th (2.20) 25th (2.65) 50th (2.73) 75th (2.79) 100th (2.92)



Rural schools



Relationships: Middle School Students

How many of your teachers try to be fair?

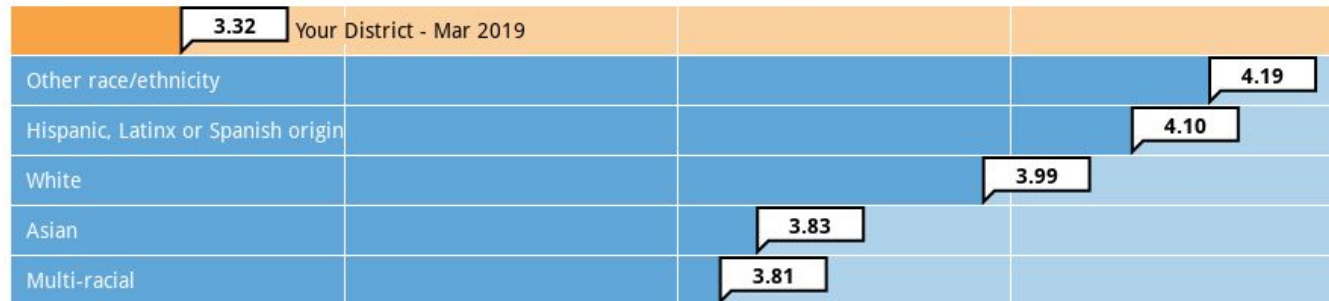
1 = None 3 = Some 5 = All



0th (2.69) 25th (3.53) 50th (3.79) 75th (4.01) 100th (4.75)



Rural schools



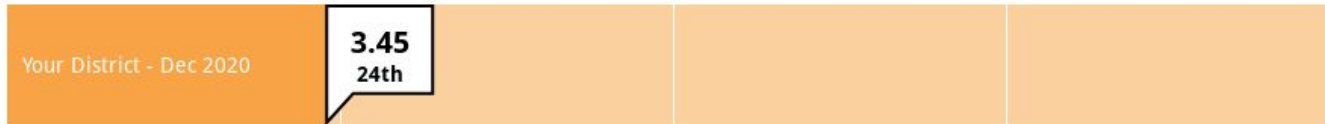
Relationships: High School Students

How many of your teachers try to be fair?


1 = None 3 = Some 5 = All



0th (2.85) 25th (3.46) 50th (3.67) 75th (3.94) 100th (4.80)



Rural schools:



Questions about Emotional & Mental Health

- **Elementary School**

- When I'm feeling upset, there is an adult outside of school I can talk to.
- When I'm feeling upset, I know some ways to make myself feel better.
- How stressed have you been feeling this week?
- How sad have you been feeling this week?
- How happy have you been feeling this week?
- How relaxed have you been feeling this week?
- Overall, how do you feel about your life?

Questions about Emotional & Mental Health

- **Middle School & High School**

- When I'm feeling upset, stressed, or having problems, there is an adult outside of school I can talk to.
- When I'm feeling upset, stressed, or having problems, my school has programs or services that can help me.
- When I'm feeling upset, stressed, or having problems, I know some ways to make myself feel better or cope with it.
- When I'm feeling upset, stressed, or having problems, there is an adult from school who I can talk to about it.
- Think about your life lately. How happy have you been feeling this week?
- Think about your life lately. How relaxed have you been feeling this week?
- Think about your life lately. How sad have you been feeling this week?
- Think about your life lately. How stressed have you been feeling this week?
- Think about your life lately. Overall, how do you feel about your life?
- In the last 12 months, have you visited a school counselor, a therapist, or a psychologist because you were upset, stressed, or having problems?
- In the last twelve months, have you ever felt so sad or hopeless almost every day for two weeks or more that you stopped doing some usual activities?
- In the last twelve months, have you seriously considered attempting suicide?


Emotional & Mental Health: Elementary School Students

Overall, how do you feel about your life?

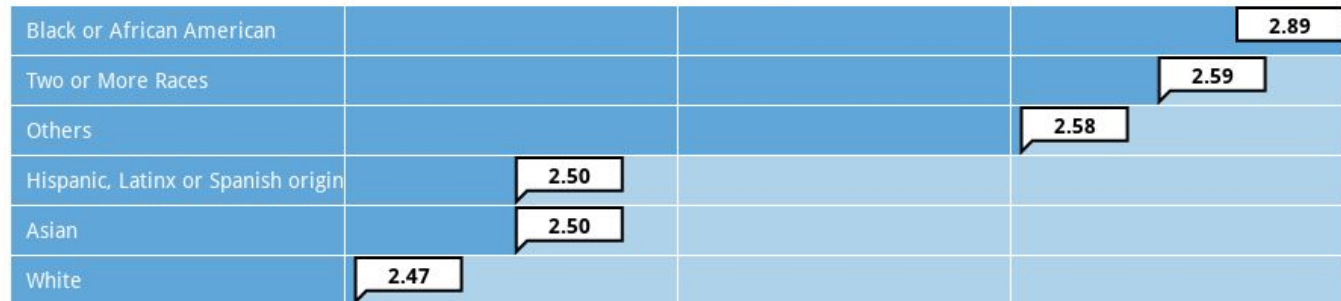
1 = Never content 2 = Sometimes content 3 = Content all the time



0th (2.21) 25th (2.47) 50th (2.52) 75th (2.57) 100th (2.71)



Rural schools

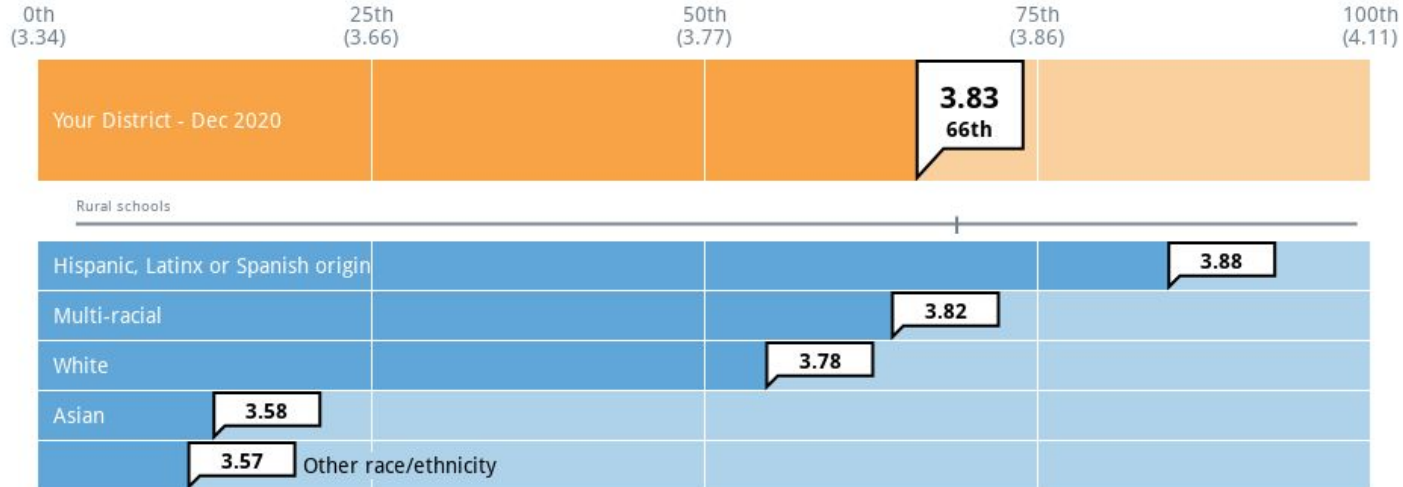


Emotional & Mental Health: Middle School Students

Think about your life lately.

Overall, how do you feel about your life?

1 = Never content 3 = Sometimes content 5 = Content all the time




Emotional & Mental Health: High School Students

Overall, how do you feel about your life?

1 = Never content 3 = Sometimes content 5 = Content all the time



0th (2.97) 25th (3.42) 50th (3.49) 75th (3.58) 100th (4.23)



Rural schools

